

Helpful information about
what to do in a disaster

Keep this at hand

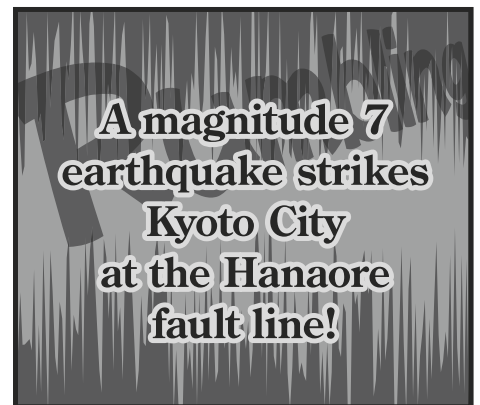

Big earthquake!



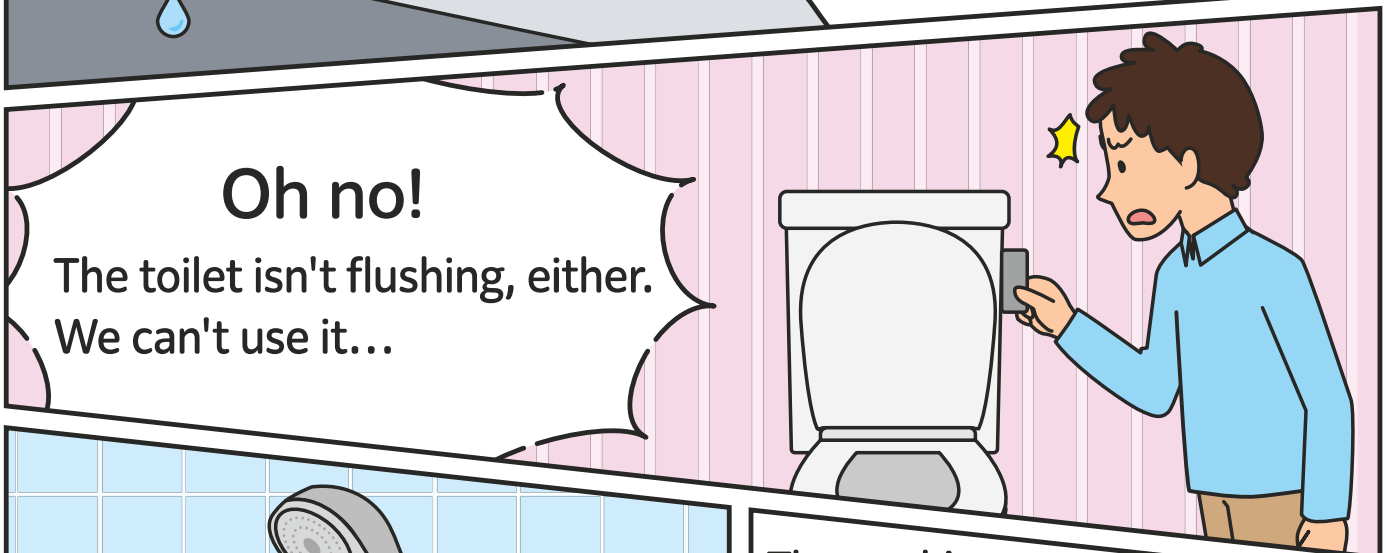


What will happen to
our water supply
and sewerage?




京の水からあすをつくる
京都市上下水道局
Kyoto City Water Supply and Sewerage Bureau



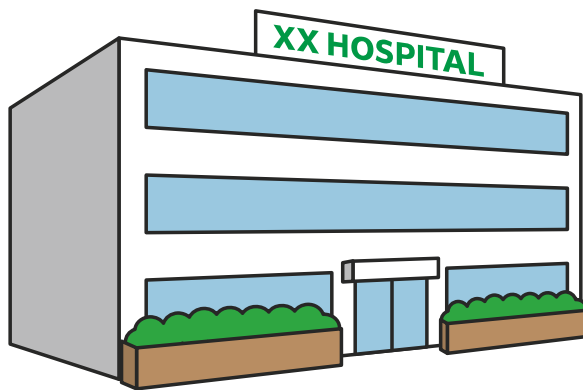




Make sure to store plenty of drinking water.



It is difficult to access water in an emergency.



Water supply trucks deliver water first to hospitals and other high priority facilities.



Sumito
(Firefly character)



Hikari
(Firefly character)

Other cities will send water trucks as soon as they are ready.



We can't get water straight away, can we?

That's right, and that is why we **have to store water.**



Recommended amount of water to store



For one person per day, about 3 liters of water is needed for drinking and instant food preparation.

In addition to drinking water, we need water for other daily uses.



Store drinking water to last for at least 3 days and, if possible, up to 7 days.

Let's find a suitable way to store your water

Storing little by little

- 1 Fill clean empty bottles with tap water.



- 2 Store them in the refrigerator for 3 to 7 days.



- 3 Use the water in your daily life. Repeat steps 1~3.



Storing all at once

- Buy drinking water (that lasts 1~2 years)
- Buy Sosui Monogatari (drinking water that lasts 10 years)



Use the QR code for details.



Kyoto Water Bureau sells drinking water for emergency situations called "Kyou No Kagayaki Sosui Monogatari" which lasts 10 years!

One box containing 24 bottles.




about **12 liters**

Recommended amount to store for 3 days

Number of people			
Storing 9 liters per person 3 liters x 3 days	18 liters	27 liters	36 liters
Storing "Sosui Monogatari" water	2 boxes 	3 boxes 	3 boxes

Let's prepare emergency toilets.



You cannot flush the toilet because the sewage disposal system is not functioning after an earthquake.

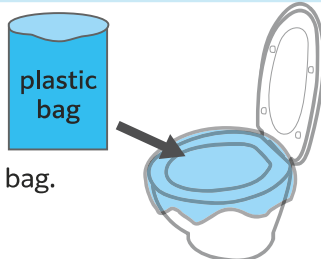


We will let you know when you need to avoid flushing toilets through our homepage and announcements from cars/vans.

How to use a toilet in this kind of emergency

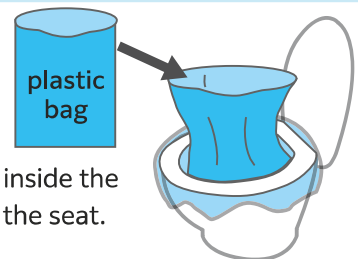
1

Raise the toilet lid and seat then cover the toilet with a plastic bag.



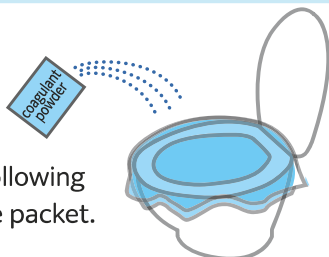
2

Lower the toilet seat and place a second plastic bag inside the toilet and covering the seat.



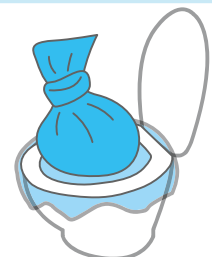
3

After using the toilet, pour in coagulant powder (gyoukozai) following the instructions on the packet.



4

Remove the top plastic bag, fasten it securely, and put it out with the burnable garbage.



* If you don't have a western-style toilet, you can use a large size bucket or a cardboard box.

If you can't get coagulant powder, you can use a diaper to absorb the liquid.



The amount of emergency toilet equipment you need to store for one week

	For one person	For a 4-person household
 Plastic bags*	35 bags (1 day 5 bags x 7 days)	140 bags (1 day 5 bags x 7 days x 4 people)
 Coagulant powder	35 packets (1 day 5 packets x 7 days)	140 packets (1 day 5 packets x 7 days x 4 people)
 Wet tissues Toilet paper	Store more than you usually use.	

* The plastic bags should hold at least 45 liters.




Store the used toilet bags together in a big bag.

**People use the toilet about 5 times a day.
So prepare to use the emergency toilet 35 times a week*
(5 times x 7 days)**

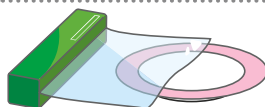
* This information is from the Ministry of Economy, Trade and Industry, the Japan Toilet Association, and the Disaster and Emergency Toilet Research Group (Japan Toilet Association).

Other items you need to store (unrelated to toilet use)

**Kitchen
out of use**



Use disposable plates and cups which don't need to be washed.



Or cover regular plates and bowls with plastic wrap before use.

**Bathroom washbasin
out of use**

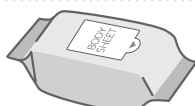


Use disinfecting wet tissues or alcohol spray.



For oral hygiene, use special wet sheets for cleaning teeth.

Bath out of use




Use large size wet sheets to freshen up your body.

There might be other useful items. Let's look for them ourselves!



Emergency measures by Kyoto City Water Supply and Sewerage Bureau (drinking water)



Kyoto City Water Supply and Sewerage Bureau will provide information about where water can be accessed through its homepage and SNS.



Please see the last page for information about SNS access.

Let's prepare containers to carry water and ways to carry them.

Water Containers

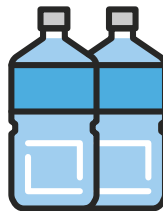
Large water containers

Purchase large portable containers (e.g., suitable for camping)



2-liter size PET bottles

Storing PET bottles used for water and tea is a good idea.



Other containers like large kettles

If you have no large water containers, other containers you have in the home are useful.



Convenient means of water transportation

Rucksacks

PET bottles can be carried easily in backpacks.




Trolleys


They are useful for carrying heavy water containers.



This webpage shows how water pipes and other facilities are being made earthquake-proof. Information available here.

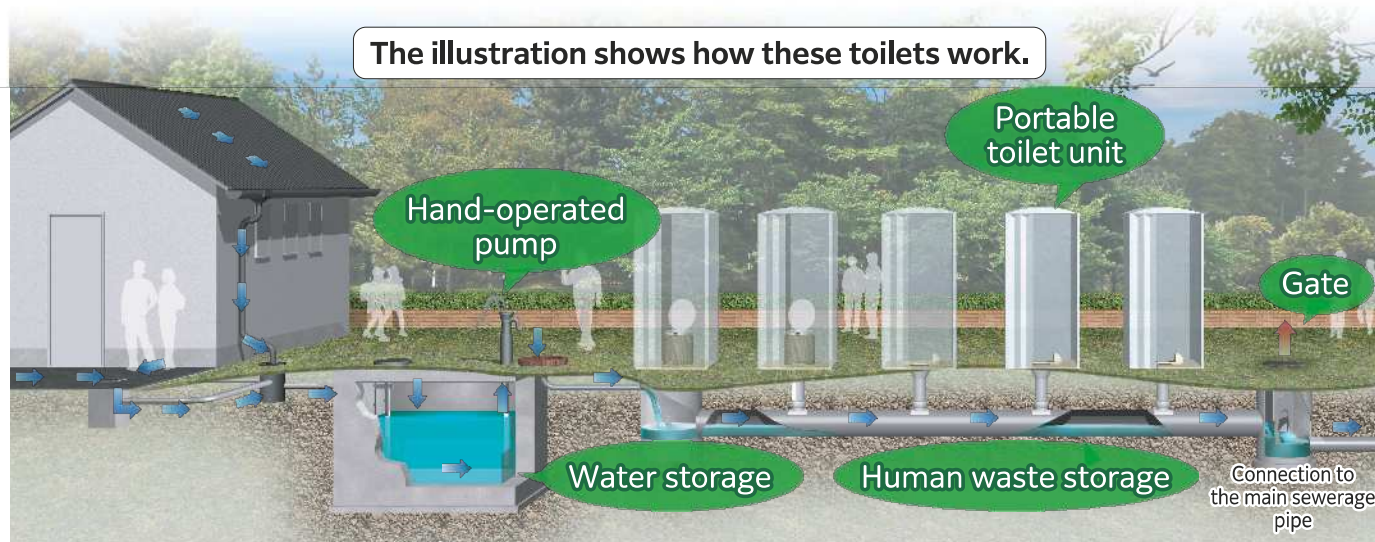


Emergency measures by Kyoto City Water Supply and Sewerage Bureau (sewage water)



The locations of emergency use "manhole toilets" (temporary toilet units) are shown on the Kyoto City Water Supply and Sewerage Bureau homepage.

The Bureau is preparing to install emergency use toilets.



There are other kinds of emergency use toilets.




Toilets available for wheelchair users.




Self-contained portable toilet units



This webpage shows where the emergency toilets will be installed and videos demonstrating how to set them up.



Let's prepare for heavy rain.



What you can do before heavy rain falls (to prevent indoor flooding)


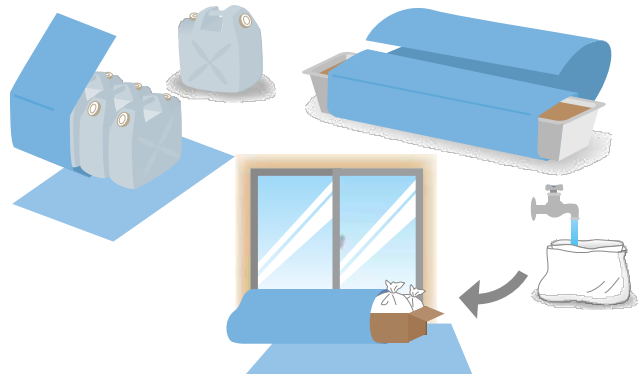
water barrier

Use planks or a desk on its side to prevent water entering. Use bags or containers filled with water to stabilize the barrier.



water containers, planters, water bags

Alternatively, use water containers or planters wrapped in blue plastic sheets to serve as barriers. Placing cardboard boxes containing water bags behind the barriers makes them more effective.




Remove debris from around and inside drains to allow water to flow away freely.



Kyoto City Water Supply and Sewerage Bureau's detailed information on how to prevent flood damage
Use the QR code for details.

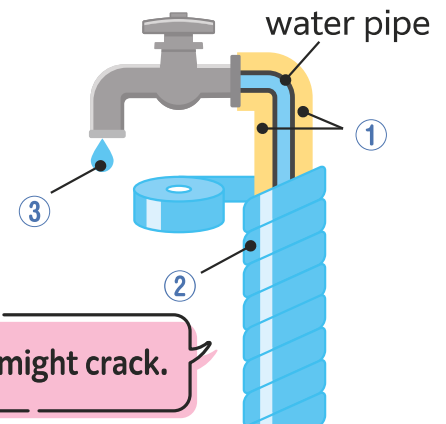


Let's prepare for freezing temperatures



What you can do before freezing weather comes

- ① Cover water pipes with styrofoam insulation tubes.
- ② Wrap plastic tape around the insulation tubes to keep them dry.
- ③ Leave the tap open so that a tiny amount of water drips constantly.



If the temperature drops to -4°C , the water pipes will freeze and might crack.

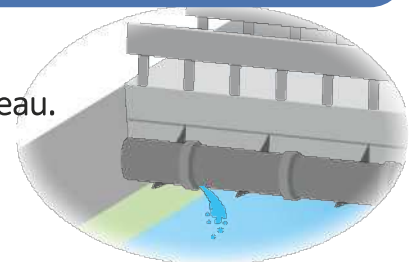
What to do when a water pipe is frozen

- Don't pour boiling water on to the frozen pipe. It can cause cracks.
- Wait for the pipe to defrost naturally when the temperature rises.



What to do when you find a water leak

- If there is a leak in a public area, such as under a road or over a river, inform the Kyoto City Water Supply and Sewerage Bureau.
- If you find a water leak at home, contact a waterworks contractor authorized by Kyoto City.



For more information about how to deal with freezing water pipes, use this QR code for details.



In case of an emergency, these are the important things you need to store.

**For one person,
store about 3 liters of water per day.**

**For one person,
store emergency toilet supplies to use 5 times per day.**

How to access reliable information

Kyoto City Water Supply and Sewerage Bureau Homepage



This page provides information on where you can access water and the locations of temporary toilets.

Kyoto City Disaster Prevention Portal Site



This website provides information on what to store, maps of the disaster areas, and other urgent information.

Kyoto City Water Supply and Sewerage Bureau SNS and applications also provide information

Kyoto City Water Supply and Sewerage Bureau X account (formerly Twitter)



@sumito_kyoto

Kyoto City Water Supply and Sewerage Bureau Instagram



@kyotoshijogesuidokyoku

Kyoto City Water Supply and Sewerage Bureau application



Provides information about widespread water supply cuts, etc. You can also request and stop water supply and set up your payment method 24 hours a day.

**Beware of misinformation
in emergency situations!
Make sure to get correct
information from official
sources like Kyoto City.**



Contact information about water supply and sewerage

Telephone service hours

8:30

21:00

8:30
(following day)

Customer Service Center

075-672-7770 (365 days/year)

You can also place orders for "Sosui Monogatari" water.

Emergency contact

Water leaks; water contamination; road/land subsidence

0800-222-3500 (365 days/year)

Contact the Customer Service Center to request water supply and arrange payment and for other matters related to water supply and sewerage.