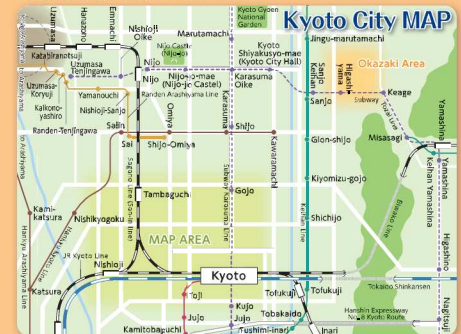


Access to Umeoji Park				
Get on	Line	Get off		Transfer
Kyoto Sta.	33-833	Nanjo-Omya/Kyoto Suzukuan-mae, Umeoji Koen		C5
	205-206	Nanjo-Omya/Kyoto Suzukuan-mae, Umeoji Koen	B3	
	206	Nanjo-Omya/Kyoto Suzukuan-mae	A3	
		Aquarium Hattori, Osaka (Nagahama/Umeoji) Forest (Only Saturdays and Holidays)	Nanjo-Omya/Kyoto Suzukuan-mae, Umeoji Koen	B3
Nanajo Kamehama	206	Nanjo-Omya/Kyoto Suzukuan-mae		
	208	Nanjo-Omya/Kyoto Suzukuan-mae, Umeoji Koen		
Shijo Omya	16-1811-71-206-207	Nanjo-Omya/Kyoto Suzukuan-mae		
		Aquarium (Nagahama) Line (Only Saturdays and Holidays)	Nanjo-Omya/Kyoto Suzukuan-mae, Umeoji Koen	
Sanjo Katsuki	206	Nanjo-Omya/Kyoto Suzukuan-mae		
		Aquarium (Nagahama) Line (Only Saturdays and Holidays)	Nanjo-Omya/Kyoto Suzukuan-mae, Umeoji Koen	
Kyotochi Higashiyama	40-41-71-42-71	Nanjo-Omya/Kyoto Suzukuan-mae		1
Kujo Kintetsumae	71-71-71-207	Nanjo-Omya/Kyoto Suzukuan-mae		
	208	Nanjo-Omya/Kyoto Suzukuan-mae, Umeoji Koen		

※The city bus service-system will be renewed from March 19th, 2016.  
Please check the latest information via website.



Month of Publication : February 2016  
 Publisher : City of Kyoto General Planning Bureau Citizen  
 Collaboration Promotion Office (TEL : 075-222-3176)  
 Kyoto City Publication Number : 273153

 **リノasha** 京都  
 Routing the Maglev through Kyoto

**Kyoto Sta.**  
700m ↓ 9-minute walk  
**Fudondomyoujin Temple**  
800m ↓ 10-minute walk  
**Tenmaya Site**  
170m ↓ 2-minute walk  
**Taikoro (Nishi-Hongan-ji Temple)**  
700m ↓ 9-minute walk  
**Shimabara-omon Gate**

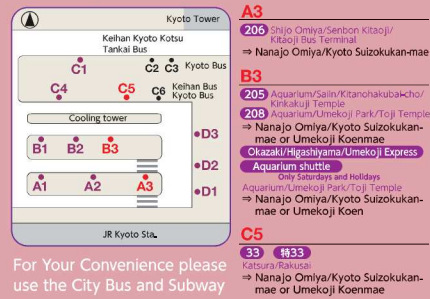
**Shimabara Shopping District**

**Wachigaya**  
200m ↓ 3-minute walk  
**Sumiya Banquet Culture Museum**  
550m ↓ 7-minute walk  
**Tambaguchi Sta.**  
(Extending visits) ↓ 20-minute walk  
**Mibudera Temple**  
Visited (Historical site of Shinsen-ji)



## Kyoto Sta. Bus Terminal

City bus station for the Umekoji Park area



For Your Convenience please use the City Bus and Subway



## Umekoji Park



Located in the center city, Umekoji Park is filled with seasonal flowers and is a place where you can appreciate nature, with spacious green lawns, riverside playing spots that offer sounds of the stream and autumn colors. Enjoy taking a walk of Suzaku Garden with its beautiful pond.

◆ Hours: Suzaku Garden 9:00-17:00 (Admission until 16:30)  
Closed: Monday (if Monday is a national holiday, the garden is closed the following day on Tuesday, New Year holidays)

Position shown on map (C~D-4)



Japanese only

## Kyoto Aquarium

Japan's largest inland aquarium. "Life connected by Water" as the concept for the aquarium which consists of nine zones that recreate the connection of life from rivers to the sea and the ecosystems where numerous forms of life co-exist.

◆ Hours: JR, Subway and Kintetsu Line-Kyoto Station (a 15-minute walk), JR-Tamaguchi Station (a 15-minute walk), City Bus-Nanajo Omiya/Kyoto Suzokukan-mae or Umekoji Koenmae bus stop



Position shown on map (D-4)



Japanese only

## Kyoto Station Building



The Kyoto Station Building is the starting point of many visitors coming to Kyoto. Enjoy our restaurants, hotel, shops, or relax at various open spaces in the building. How about visiting one of the theaters or museums located within the Kyoto Station Building?

◆ Hours: Vary depending on venue  
Closed: Varies depending on venues

Position shown on map (F-5)



Japanese only

## Shopping Districts



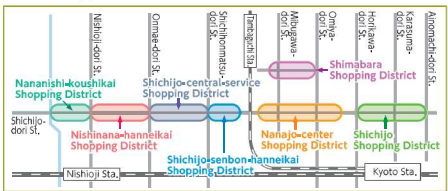
The following seven shopping districts are made up of various businesses and hold events in cooperation with local residents and schools.

(Shimabara Shopping District) Since the Edo Period, the Shimabara area has been known as an entertainment quarter. Visit traditional kyo-machiya houses built in the Taisho Period and enjoy the classic streetscape in this impressive area.  
(Nanajo-center Shopping District) This district offers various shops and is close to Umekoji Park and Kyoto Aquarium. We recommend taking a stroll through with your family.  
(Shichijo-senbon-hanneikai Shopping District) This district offers a wide array of fresh foods: fish, fruits, and Kyoto vegetables always available at the right price.  
(Shichijo-central-service Shopping District) The district, rooted in local tradition, has special bargains once a month; it is called "Mitsuka-ichi". Visit the local shrines and temples in the area, including the Matsuno-taisha Shrine Nishishijo Otabisho.  
(Nishinana-hanneikai Shopping District) The market was established in the same year as Kyoto became the capital, 794. Named "Nishi-no-ichi" public market, it was the center of Kyoto's economy.  
(Nananishi-koushikai Shopping District) Enjoy many shops during your stroll. Visit Shomei-ji Temple which is related to Taira-no-Kiyomori, where you can see the lingering connection to the Heike Family.  
(Shichijo Shopping District) The district is centrally located and spreads out from the Karasuma Shichijo area. You can visit two major temples Nishi-Hongan-ji and Higashi-Hongan-ji, and see many longstanding shops selling Buddhist articles in the area. You can also enjoy the modern architecture of the area.

Position shown on map (A~F-4) (D-2)



Japanese only



## Kyoto Railway Museum



On the 29th of April 2016, Japan's largest railway museum, Kyoto Railway Museum, will open, fully integrating with the Umekoji Steam Locomotive Museum that closed after 43 years.

The museum's concept as "a hub for various railway cultures moving hand-in-hand with communities," with 53 treasured cars from SL to Shinkansen trains to be exhibited.

◆ Hours: JR, Subway and Kintetsu Line-Kyoto Station (a 20-minute walk), JR-Tamaguchi Station (a 15-minute walk), City Bus-Umekoji Koen, Umekoji Koenmae bus stop (a 3-minute walk)

Position shown on map (C-4~5)



Japanese only

## To-ji Temple

To-ji Temple, the head temple of the To-ji Shingon sect of Buddhism, was built to the east of the Rajomon Gate for the spiritual protection of Kyoto in 796. The 5-story 55 m high pagoda (National Treasure) is the tallest wooden building in Japan. In 1994, To-ji Temple was registered as one of the "Cultural heritages of the ancient capital of Kyoto" and became a World Cultural Heritage site.

◆ Hours: JR, Subway and Kintetsu Line-Kyoto Station (a 10-minute walk), JR-Tamaguchi Station (a 10-minute walk)



Position shown on map (D-6)



Japanese only

## Nishi-Hongan-ji Temple



Nishi-Hongan-ji Temple, the head temple of the Jodo Shinshu sect of Buddhism, is more familiarly called "Nishi-Hongan-ji" or "O-Nishi-an". Jodo Shinshu Buddhism was founded by Shinran Shinon and worshippers from all over Japan come to visit the Nishi-Hongan-ji Temple.

◆ Hours: JR, Subway and Kintetsu Line-Kyoto Station (a 15-minute walk), City Bus-Nishihongan-ji-mae bus stop

Position shown on map (D~E-3)



Japanese only

## Higashi-Hongan-ji Temple

Higashi-Hongan-ji Temple, officially known as "Shinshu Honmyo", is the head temple of Shinshu Otani sect. The image of Shinran is enshrined on the altar in the Founder's Hall, while that of Amida is in Amida Hall. You can enjoy the seasonal landscapes in Shoson Garden, a detached garden that is part of Higashi-Hongan-ji Temple.

◆ Hours: JR, Subway and Kintetsu Line-Kyoto Station (a 7-minute walk), City Bus-Karasuma Nanajo bus stop (a 3-minute walk), Subway-Gojo Station (a 5-minute walk)



Position shown on map (F-3)



Japanese only

## Kyoto Central Wholesale Market



Kyoto Central Wholesale Market collects, evaluates through properly bidding or negotiating, and provides consumers with large variety and quantity of perishable foods from every region of the country and from around the world. It was the first wholesale food market established in Japan.

◆ Hours: JR-Tamaguchi Station (a 10-minute walk), City Bus-Nanajo Omiya/Kyoto Suzokukan-mae bus stop (a 3-minute walk), or Kyoto Research Park-mae bus stop (a 10-minute walk)

Position shown on map (C-1~3)



Japanese only

## Sushi-Ichiba

Counter and table seats are available on the first floor, while table seating on the second floor can be reserved for up to sixty people. Enjoy fresh and seasonal sushi in a bright and clean restaurant. A special lunch menu is also available.

◆ Hours: 10:00-18:00 (Admission until 17:00) Subject to change according to season Closed: None open 365 days a year Subject to temporary closures for facility inspections



Position shown on map (C-3)



Japanese only

## Food Culture museum of Kyoto Ajiwaikan



This museum opened within the Kyoto Central Wholesale Market in April 2014. Visitors can fully acquaint themselves with Kyoto food culture through a 'Look, Make and Taste' process. In addition to various exhibitions, visitors can join cooking classes or seminars! (Admission is free and no reservation is required. Cooking classes require a reservation and a fee.)

◆ Hours: 8:30-17:30 Closed: Every Wednesday (if Wednesday is a national holiday), New Year holidays (Dec.31 - Jan.6)

Position shown on map (C-1)



Japanese only

## KYOCA Food Laboratory

KYOCA, the 40-year-old Kyoca Kaikan Building was completely renovated. The building is now repurposed as a mixed-use commercial food complex. On the 1st floor, you can enjoy the pizza shop, a famous Kyoto bakery shop, an aged meats specialty shop, a curry restaurant and a vegetable shop. On the 2nd floor, a dried-fruits specialty shop and a chocolate manufacturer are now open. The 3rd floor can be rented out for various purposes, and it is used for a variety of food related events.

◆ Hours: JR, Subway and Kintetsu Line-Kyoto Station (a 15-minute walk), JR-Tamaguchi Station (a 10-minute walk)



Position shown on map (C-3)



Japanese only

## Ryukoku Museum



The Ryukoku Museum aims to comprehensively introduce the birth and the spread of Buddhism. In the permanent exhibition space, visitors are guided through the history of Buddhism, how it was transmitted from Asia to Japan, and how it merged with local cultures and customs. The exhibition contains valuable cultural assets, and voice-animation systems.

◆ Hours: 10:00-17:00 (Admission until 16:30)

Position shown on map (E-3)



Japanese only

## Ryukoku University Omiya Campus

The Omiya Campus is the birthplace of Ryukoku University (established in 1639). Many buildings are registered as Important Cultural Properties. The buildings are rare examples of Meiji Period architecture. Built in 1879, they remain in the same configuration, forming an almost timeless view of the original campus.

◆ Hours: JR, Subway and Kintetsu Line-Kyoto Station (a 12-minute walk), Keihan Line-Shichijo Station (a 20-minute walk), City Bus-Nanajo Omiya/Kyoto Suzokukan-mae stop




Position shown on map (D-3)



Japanese only

## Sumiya Banquet Culture Museum



This is the only remaining 'Ageya' building, a type of banquet venue used during the Edo Period. It is registered as an Important Cultural Property. Since 1998, it has been open to public as Sumiya Banquet Culture Museum, exhibiting rare artifacts, housed by the museum, during the spring and autumn special exhibition periods, in addition to the main tatami Entertainment Rooms, the museum contains Gardens, Tea Houses, as well as large kitchens from long-ago Edo days.

◆ Hours: 10:00-16:00 Closed: Mondays (if Monday is a national holiday, the museum is closed the following day on Tuesday), Dec.16-Mar.14, Jul.19-Sep.14

Position shown on map (C-3)



Japanese only

## Kyoto Research Park

The Kyoto Research Park (KRP) was opened in 1989 as the first privately operated research park in Japan. Kyoto Research Park aims to support innovative companies for new business fields and to contribute and vitalize the local industry, by providing creative research and business environments. KRP has now grown to host over 350 companies and institutions.

◆ Hours: JR-Tamaguchi Station (a 5-minute walk) \*Parking spaces available



Position shown on map (B-1) (B~C-2)



Japanese only

## Osaka Gas DILIPA



See and experience the latest in gas appliances and equipment. Stop by and try for yourself. Visitors are also welcome to stop by for information on building a new home or building or on renovating an existing home or building.

◆ Hours: 9:00-17:30 Closed: Wednesday, New Year Holidays, Summer holidays

Position shown on map (B-2)



Japanese only

## Shimabara-omon Gate

Shimabara was the first licensed entertainment area in Japan, relocated from Rokujomisuji-machi in 1641. The main gate is in the 'Koraimon' style with a large gabled roof along with two small roofs set above the pillars. The willows and the fence are from the Edo Period. Shimabara-omon Gate is a historic building registered with Kyoto City.

## Tenmaya Site

In retaliation for the assassination of SAKAMOTO Ryoma, some regimental officers attacked the famous 'Shinsengumi' (new squad) troop at the Tenmaya Inn in Kyoto. At the site of the former-Tenmaya Inn, there is a stone monument.



## Wachigaiya

Wachigaiya has been operating as a teahouse or 'okiya' in Shimabara district for over 320 years, since 1688, when it was opened as the first and only teahouse for 'fayu', top ranked licensed female performers. Wachigaiya is a Kyoto City Registered Cultural Property. (\*Tours are not available)

◆ Hours: 10:00-17:00 (Admission until 16:30)



## Nishi-korokan site

'Korokan' was an ancient guesthouse and reception hall for foreign diplomats and delegations, established and used during the Heian period (794-1185). From the Nishi-korokan site, many artifacts were unearthed from the heydays of Heiankyo including coins, haji ware, and Sue ware.

## Fudondou-myououin Temple

The temple enshrines a mysterious Fudondou-myououin statue that has been sealed away from view. It is said that a Fudondou-myououin statue, that Kobo Daishi Kukai carved himself, was placed in a coffin and enshrined in a deep well underground.

