

Sakyo Ward Crime and Fire Prevention Handbook



Kyoto, the world's safest, securest, and most ospitable city Citizen Involvement Promotion Movement

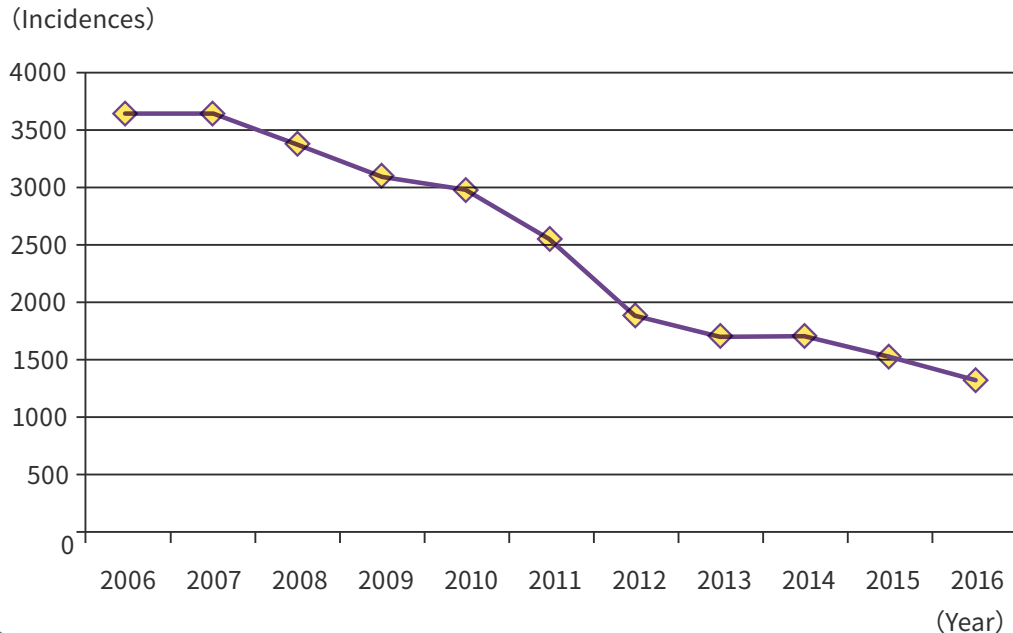


京都市
CITY OF KYOTO

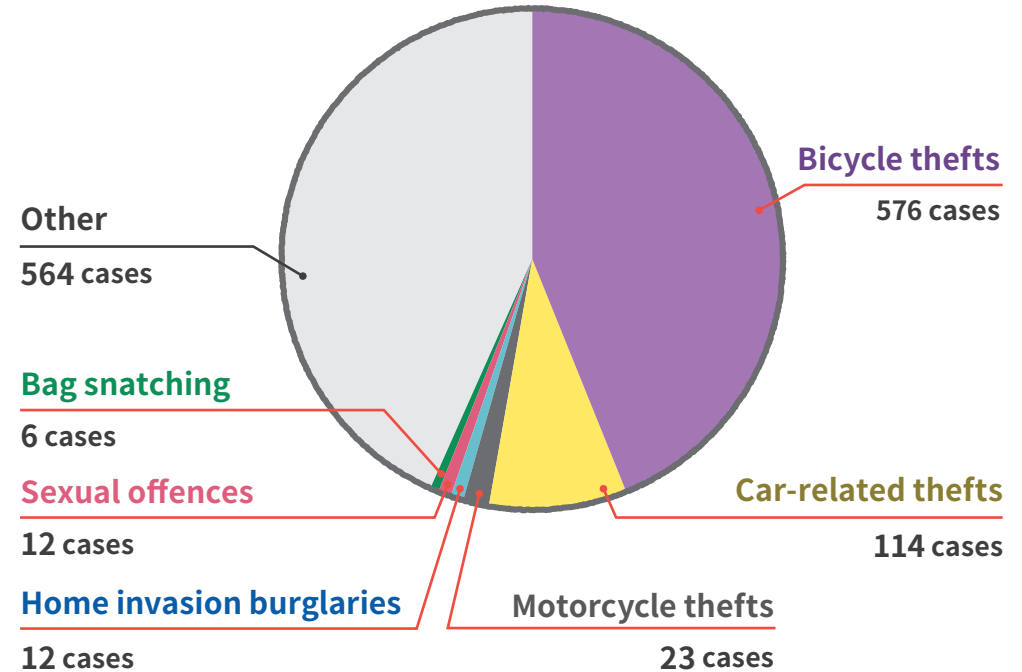
Status of Criminal Incidences in Sakyo Ward

The number of recognized criminal offenses in 2016 was 1,307 cases, down 64% (- 2,333 cases) from 2006. However, incidents of bicycle thefts are still high, and sexual offenses still occur, so vigilance is required. In addition to taking the necessary actions to ensure personal safety, let's also make efforts working toward local safety.

Changes in the number of recognized criminal offenses in the Sakyo Ward



Number of recognized criminal offenses in Sakyo Ward by type in 2016



- Of all the crime victims in the Sakyo Ward in 2016, victims of bicycle theft accounted for about 44% of the total. One must be especially careful of bicycle theft.
- The breakdown of the second largest group, car-related thefts, was 4 cases of car theft, 82 cases of personal item theft from cars, and 28 cases of mechanical component theft.
- Additionally, though not included in the number of recognized offenses, verbal harassment and approaching to women and children did occur.
- Status of fire outbreaks**
There were 22 fire outbreaks in the Sakyo Ward in 2016. There were 3 cases of arson within the ward, and 42 cases within Kyoto city. Let's work toward creating an arson-free environment.

Bicycle Theft Countermeasures



Wire locks



Use 2 locks!

! Harm Prevention Points !

- ◆ **Get in the habit of locking your bike!**
Make sure to lock your bike even if you are only going to be away for a short period of time.
- ◆ **Use 2 locks!**
Using an additional wire lock is even more effective at preventing theft.
- ◆ **Use bicycle parking facilities!**
Do not leave your bicycle on the street, and try to use supervised facilities with surveillance cameras installed as much as possible.
- ◆ **Be sure to join the crime prevention registry!**
It is required by law to enter your bike in the crime prevention registry.

Crime prevention registry sticker



Crime Statistics

- Over half of victims are students.
- The most likely crime locations, in order, are apartments/flats, college campuses, commercial facilities, train station bike parking lots, and on the road.
- Over half of the victims of bicycle theft did not lock their bicycle.

Bag Snatching Countermeasures



! Harm Prevention Points !

- Use a net on the front basket of your bicycle to prevent bag snatching!
- Cross your bag strap over your shoulder!
Keep your bag on the opposite side of the road.
- Don't walk while using your smartphone!
Your awareness of your surroundings is lowered when you walk while using your smartphone or listen to music on headphones. To avoid an incident or accident, please avoid these activities.

Bag snatching prevention net



Crime Statistics

- Over 60% of victims were riding their bicycle at the time.
- 85% of the victims were female, and the most common targeted age groups, in order, were women in their 20s, 60s, 40s, and 70s.
- Many incidents occurred during the hours of 8 PM and 1 AM.

If you are a victim...

- Do not chase the perpetrator, but instead try your best to remember his/her color of clothing, plate number, and direction of escape.
- If you are a victim of or witness to a bag snatching, please call **“110”** immediately.



Countermeasures for women and children against indecency/sexual abuse



Harm Prevention Points!

Make sure that children follow these rules!

- 1 Do not go off with strangers.
- 2 Do not get into a stranger's car.
- 3 Do not play alone.
- 4 If you or a friend are being taken away by a stranger, call for help in a loud voice.
- 5 Before going out to play, tell someone in your house where you are going and with whom.
- 6 If something happens, let an adult know.

On the streets

- Use roads that are well-lit and have good foot traffic!
- Do not listen to music on headphones or use your mobile phone while walking!
- Carry a crime prevention buzzer!



Crime prevention buzzers



Be vigilant around entrances!

Lock windows even on high floors!

At home

- Be vigilant in the following places!
[Around the building's entrance]
Even in buildings with auto-lock, people can sneak in behind you.
[Car/bicycle parking lots]
Many of these places are difficult to see into from the outside.
- Confirm the identity of visitors using the door peephole or a video intercom, and keep the chain on the door when you first open it!
- Be sure to lock windows even if you are located on a high floor!
There have been cases of indecent behavior perpetrated by entering through an unlocked veranda window.

Confirm visitors' identity with the door peephole or a video intercom!

Car Theft Countermeasures



! Harm Prevention Points !

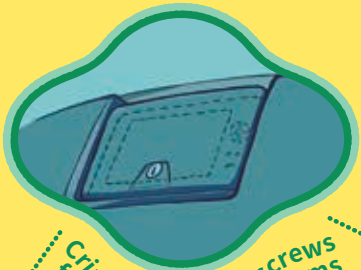
- Keep the inside of your car empty! There are frequent occurrences of personal item theft in which bags/wallets are stolen by breaking a window and opening the door.
- Lock your car when you get out! Be sure to take out the engine key, close the windows, and securely lock the doors.
- Avoid license plate theft! Installing crime prevention screws* for your license plate offers even greater protection.
- Avoid car navigation system theft! Install crime prevention screws* for your car navigation system.

※These can be purchased at many DIY stores.

Crime prevention screws for license plates



Crime prevention screws for car navigation systems



Thief/intruder Countermeasures



! Harm Prevention Points !

Front door/windows

- Be sure to lock your front door and windows! Even if you are going out for only a short period or are inside your house, make sure to lock the door.
- Install a back-up lock on the front door and windows!
- Change windows to crime prevention glass or attach crime prevention film!

Around the home

- Install alert systems like crime prevention lights and sensor activated lights!
- Lower fences and shrubbery, and get rid of blind areas or places where people could hide!
- If you see a suspicious person, call 110 right away!

Arson/fire Countermeasures



! Harm Prevention Points !

- Do not leave items that are easy to burn around your building!
- Securely lock gates and storage areas to prevent suspicious people from entering!
- Keep areas illuminated at night by turning on outdoor lights!
- Install sensor lights or other devices effective against arson!
- Be proactive in local efforts to prevent arson fires!
- Employ numerous arson countermeasures such as using flame resistant body covers for bikes and cars!
- In event of a fire, call **119 immediately!**

! Fire Prevention Points !

- Be careful of cigarettes!**
Determine a safe smoking area.
Do not smoke near your bed or futon.
- Be careful of heating devices!**
Do not leave flammable items near a stove or heating device.
- Be careful of cook stoves!**
Turn off the stove when you leave the kitchen.
- Be careful of candles and incense!**
Be careful that candles and incense do not fall or tip over.
- Be careful of electrical fires!**
Unplug electronics before cleaning.
- Test home fire alarms to be sure they are operational!**
If there are any abnormalities during testing, replace the alarm with a new one.

Safety and security measures

In Kyoto city, to ensure even more safety and security for our civic life, we are engaging in the “Kyoto, the world’s safest, securest, and most hospitable city, Citizen Involvement Promotion Movement.” Let’s get residents, the police, and the government together to prevent local crime.

Sign up for fire and crime prevention e-mails

The Kyoto Prefectural Police Department sends out helpful prevention information and criminal information for residents. Please sign up for this service.

※This correspondence is in Japanese



●Examples of measures in the Sakyo ward●

Installation of crime prevention cameras

When local community organizations install crime prevention cameras, we assist with the cost.

Support for local crime prevention activities

We provide financial assistance for local crime prevention activities and provide educational materials.

Holding gardening classes

Make the environment more resistant to crime by growing plants in front of doorways, etc.

Awareness-raising activities

We are making efforts to improve crime prevention awareness.

●Information sent●

Children’s safety information

- Information on suspicious persons who harass, approach, or photograph children (middle school or younger).
- Public indecency or assault occurrences Information.

Local crime prevention/incidence information

- Information on incidences of harassment or public indecency toward females.
- Information on incidences of bag snatching or theft.

Resolution information

- Information on the capture/arrest of criminals reported in this email service.

Instructions to sign up

- ① Send a blank e-mail to anzen@k-anshin.pref.kyoto.jp
- ② Access the website via the sign-up URL in the reply
- ③ Agree to the terms of service of the fire and crime prevention e-mail system
- ④ Continue to the sign-up process



Inquiries

- ◆ **For inquiries regarding the Crime and Fire Prevention Handbook:
Sakyo Ward Office Local Promotion Office
TEL 075-702-1029**
- ◆ **To report suspicious persons or consult with police about safety:
Kawabata Police Station TEL 075-771-0110
Shimogamo Police Station TEL 075-703-0110**
- ◆ **For inquiries regarding fire prevention:
Sakyo Fire Department
TEL 075-723-0119**



イラスト || 奥井理子(京都造形芸術大学 キャラクターデザイン学科)
デザイン || 竹内敦子

編集・発行 || 「世界一安心安全・おもてなしのまち京都 市民ぐるみ推進運動」
左京区推進協議会(事務局:左京区役所地域力推進室)

平成30年〇月発行 京都市印刷物 第〇〇〇〇〇号